

Log-in Instructions

Students from the Halton Catholic District School Board

To login to Office 365:

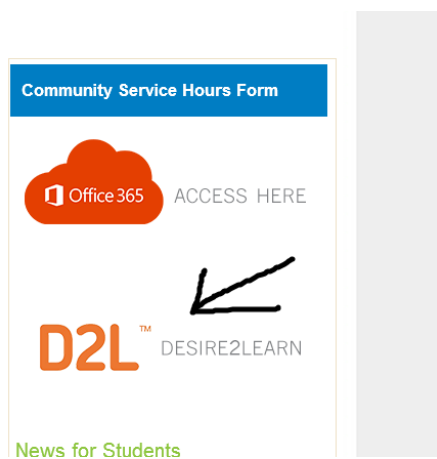
1. Go to: <http://office365.hcdsb.org/>
2. Enter your Office 365 email address:

Login: firstname.lastname.{last 3 digits of your OEN}@students.hcdsb.org
ex. Tom.Jones.257@students.hcdsb.org

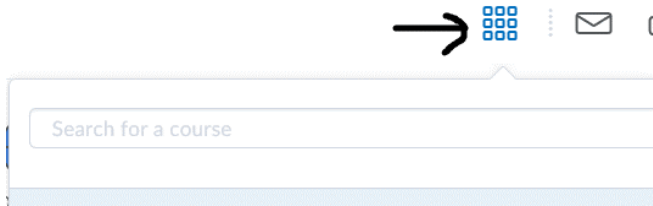
Password: Is your usual password that you use to login to a computer at school

Another way of logging into Office365 or accessing D2L for eLearning:

1. Visit the school Board website <http://www.hcdsb.org>
2. Click Students and then D2L
3. Enter your hcdsb\{your username} or Office 365 email address
firstname.lastname.{last 3 of your OEN}@students.hcdsb.org with your password



From the Course Selector choose your enrolled course



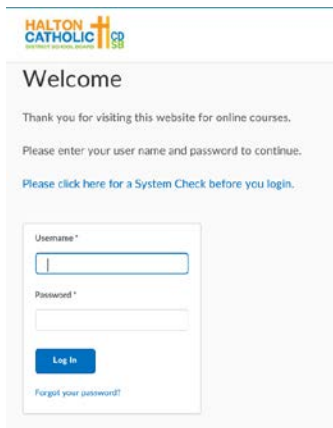
Log-in Instructions

Students who are not enrolled in the Halton Catholic District School Board

Visit the website <http://d2lguest.hcdsb.org>

In the username enter in your Student ID as the username and password. Your e-learning teacher will supply this to you.

You should be prompted to change your password



From the Course Selector choose your enrolled course

